



PRU HISTORIC AS AT 31 DECEMBER 2016


ASSET CLASS PERFORMANCE THROUGH TIME


RANK	YTD	2015	2014	2013	2012	2011	2010	2009	2008	2007
1	SA Bonds 15.4%	Foreign Equity 30.8%	SA Listed Property 26.6%	Foreign Equity 51.6%	SA Listed Property 35.9%	Foreign Bonds 24.7%	SA Listed Property 29.6%	SA Equity 32.1%	Foreign Bonds 41.8%	SA Listed Property 26.5%
2	SA Listed Property 10.2%	Foreign Bonds 29.7%	Foreign Equity 15.1%	Prudential Balanced Fund 24.0%	SA Equity 26.7%	Foreign Equity 13.1%	SA Equity 19.0%	Prudential Balanced Fund 18.6%	SA Bonds 17.0%	SA Equity 19.2%
3	SA Cash 7.4%	Prudential Inflation Plus Fund 8.7%	Prudential Inflation Plus Fund 11.8%	SA Equity 21.4%	Foreign Equity 22.0%	Prudential Inflation Plus Fund 10.7%	SA Bonds 15.0%	SA Listed Property 14.1%	SA Cash 11.7%	Prudential Balanced Fund 12.6%
4	SA CPI 6.6%	Prudential Balanced Fund 8.4%	Prudential Balanced Fund 11.7%	Foreign Bonds 20.2%	Prudential Balanced Fund 20.7%	SA Listed Property 8.9%	Prudential Balanced Fund 13.5%	Prudential Inflation Plus Fund 10.6%	SA CPI 9.5%	Prudential Inflation Plus Fund 12.2%
5	Prudential Balanced Fund 3.9%	SA Listed Property 8.0%	Foreign Bonds 11.1%	Prudential Inflation Plus Fund 15.6%	Prudential Inflation Plus Fund 19.7%	SA Bonds 8.9%	Prudential Inflation Plus Fund 11.7%	SA Cash 9.3%	Prudential Inflation Plus Fund 1.7%	SA Cash 9.4%
6	Prudential Inflation Plus Fund 3.6%	SA Cash 6.5%	SA Equity 10.9%	SA Listed Property 8.4%	SA Bonds 16.0%	Prudential Balanced Fund 6.6%	SA Cash 6.9%	Foreign Equity 7.2%	SA Listed Property -4.5%	SA CPI 9.0%
7	SA Equity 2.6%	SA Equity 5.1%	SA Bonds 10.2%	SA CPI 5.4%	Foreign Bonds 9.6%	SA CPI 6.1%	SA CPI 3.5%	SA CPI 6.3%	Prudential Balanced Fund -10.4%	Foreign Equity 8.2%
8	Foreign Equity -4.8%	SA CPI 5.0%	SA Cash 5.9%	SA Cash 5.2%	SA CPI 5.7%	SA Cash 5.7%	Foreign Equity 1.2%	SA Bonds -1.0%	Foreign Equity -21.8%	Foreign Bonds 6.1%
9	Foreign Bonds -9.9%	SA Bonds -3.9%	SA CPI 5.3%	SA Bonds 0.7%	SA Cash 5.5%	SA Equity 2.6%	Foreign Bonds -5.2%	Foreign Bonds -14.8%	SA Equity -23.2%	SA Bonds 4.2%


SA Equity:	FTSE/JSE All Share Index	SA Bonds:	BEASSA All Bond Index	SA CPI:	Headline CPI (Lagged by 1 month)
Foreign Equity:	MSCI All Country World Index	Foreign Bonds:	Barclays Global Aggregate Bond Index	Prudential Inflation Plus Fund:	CPI + 5% p.a. over a rolling 3-year period
SA Listed Property:	FTSE/JSE SA Listed Property	SA Cash:	StEfi Composite Index	Prudential Balanced Fund:	ASISA - South African - Multi Asset - High Equity Category Average

 0860 105 775

 prudential.co.za

 query@myprudential.co.za

 Application forms

 Invest now

DISCLAIMER

Prudential Portfolio Managers Unit Trusts Ltd (Registration number: 1999/0524/06) is an approved CISA management company (#29). Assets are managed by Prudential Investment Managers (South Africa) (Pty) Ltd, which is an approved discretionary Financial Services Provider (#45199). The Trustee's/Custodian details are: Standard Bank of South Africa Limited - Trustee Services & Investor Services, 20th Floor, Main Tower, Standard Bank Centre, Heerengracht, Cape Town.

Collective Investment Schemes (unit trusts) are generally medium-to long-term investments. Past performance is not necessarily a guide to future investment performance. Unit trust prices are calculated on a net asset value basis. This means the price is the total net market value of all assets of the unit trust fund divided by the total number of units of the fund. Any market movements – for example in share prices, bond prices, money market prices or currency fluctuations – relevant to the underlying assets of the fund may cause the value of the underlying assets to go up or down. As a result, the price of your units may go up or down. Unit trusts are traded at the ruling forward price of the day, meaning that transactions are processed during the day before you or the Manager know what the price at the end of the day will be. The price and therefore the number of units involved in the transaction are only known on the following day. The unit trust fund may borrow up to 10% of the fund value, and it may also lend any scrip (proof of ownership of an investment instrument) that it holds to earn additional income. A Prudential unit trust fund may consist of different fund classes that are subject to different fees and charges. Where applicable, the Manager will pay your financial adviser an agreed standard ongoing adviser fee, which is included in the overall costs of the fund. A Collective Investment Schemes (CIS) summary with all fees and maximum initial and ongoing adviser fees is available on our website. One can also obtain additional information on Prudential products on the Prudential website. The Fund may hold foreign securities including foreign CIS funds. As a result, the fund may face material risks. The volatility of the fund may be higher and the liquidity of the underlying securities may be restricted due to relative market sizes and market conditions. The fund's ability to settle securities and to repatriate investment income, capital or the proceeds of sales of securities may be adversely affected for multiple reasons including market conditions, macro-economic and political circumstances. Further, the return on the security may be affected (positively or negatively) by the difference in tax regimes between the domestic and foreign tax jurisdictions. The availability of market information and information on any underlying sub-funds may be delayed. The Manager may, at its discretion, close your chosen unit trust fund to new investors and to additional investments by existing investors to make sure that it is managed in accordance with its mandate. It may also stop your existing debit order investment. The Manager makes no guarantees as to the capital invested in the fund or the returns of the fund. Excessive withdrawals from the fund may place the fund under liquidity pressure and, in certain circumstances, a process of ongoing withdrawal instructions may be followed. Fund prices are published daily on the Prudential website. These are also available upon request. The performance is calculated for the portfolio. Individual investor performance may differ as a result of initial fees, the actual investment date, the date of reinvestment and dividend withholding tax. Purchase and repurchase requests must be received by the Manager by 13h30 (11h30 for the Money Market Fund) SA time each business day. All online purchase and repurchase transactions must be received by the Manager by 10h30 (for all Funds) SA time each business day.